

EXPERIENCE THE POWER OF ADVANCE RATINGS...



Look At All These High Priced Winners...

Black Caesar 25/1
Family Fortunes 25/1
Tandem 20/1
Three Colours Red 33/1
Patricks Park 20/1
Foxy Act 20/1
Arthington 25/1
Nothing To Lose 25/1
Capla Temptress 20/1
Ablaze 20/1

Made In India 33/1
Cool Sky 25/1
Mr Red Clubs 25/1
Nordic Combined 20/1
Zoraya 20/1
Isaac Bell 100/1
Just Glamorous 33/1
Cuppacoco 33/1
Bollin Line 20/1
Pete The Feat 25/1

EXPERIENCE THE POWER OF ADVANCE RATINGS...

What is Advance Ratings?

Advance Ratings is a modern, fully computerised ratings service that sends out accurate UK & Irish horse racing ratings at 6.00am every morning.

You can also views the ratings (and download them) on the site.

Advance Ratings

Time saving advance horse racing ratings that allow you to pick the winners

The screenshot shows the website's navigation bar with links: HOME, ABOUT, BUILDER, CONTACT, HELP, JOIN, POSTS, RATINGS, RESULTS, RESULTS OVERVIEW. Below the navigation bar is a search box and a 'MY PROFILE SUMMARY' section for user Keith Eckstein, with links for My Account, Edit My Profile, and Logout. The main content area features a 'Welcome to Advance Ratings.' message, followed by a description of the service and a table titled '2016 Strike Rate - All Races'. The table lists 'Top rated horse...' with columns for Races, Wins, Win %, Returns, P/L, and POI %. Below the table is a link to the 'Results Overview' page and a pricing note.

2016 Strike Rate - All Races					
Top rated horse...					
Races	Wins	Win %	Returns	P/L	POI %
11758	3029	25.76%	13377.58	1619.58	13.77%

For more detailed Results check out the [Results Overview](#) page.

For the low price of £27 per month (plus VAT) or £67 a quarter (plus VAT), Advance Ratings are sent to our members at 6am the morning of the races.

What Makes Advance Ratings Different?

The thing that makes Advance Ratings different is that...

It is the only ratings service that is blindly profitable to ISP!

That's right, you could blindly back every top rated horse in every race and make a small, but useful, profit to level stakes to ISP.

Now, no other Ratings Service can claim that.

And, unlike some other famous ratings services, with Advance Ratings there is always only one top rated horse in each race.

Show Me The Proof.

That's easy. Every night spreadsheets are created that show the historical results of the ratings.

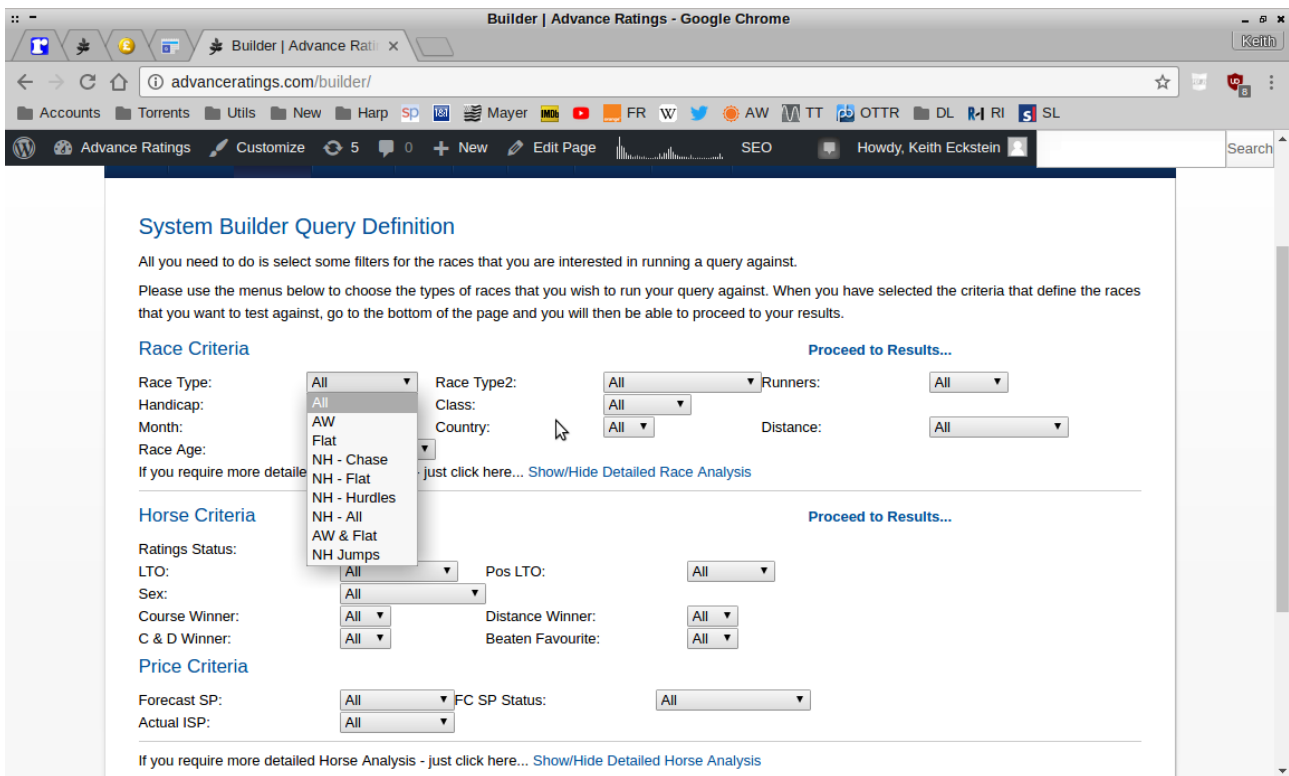
The screenshot below shows the performance over the last 2 years.

	A	B	C	D	E	F	G	H	I	J	K	L	M
1			result										
2						Total	Count - result						
3	race_year	race	1	NR	1			Races	Wins	SR	Returns	P/L	POI
4	2016	1	182	60	4.34	737		677	182	26.88%	789.93	112.93	16.68%
5		2	198	43	3.59	722		679	198	29.16%	710.51	31.51	4.64%
6		3	230	65	4.3	896		831	230	27.68%	989.65	158.65	19.09%
7		4	309	69	4.45	1142		1073	309	28.80%	1376.48	303.48	28.28%
8		5	359	77	4.35	1316		1239	359	28.97%	1562.69	323.69	26.13%
9		6	295	107	4.37	1260		1153	295	25.59%	1288.54	135.54	11.76%
10		7	306	73	4.59	1314		1241	306	24.66%	1404.16	163.16	13.15%
11		8	289	64	4.44	1241		1177	289	24.55%	1282.22	105.22	8.94%
12		9	209	64	5.35	1060		996	209	20.98%	1118.71	122.71	12.32%
13		10	238	77	4.37	1100		1023	238	23.26%	1039.56	16.56	1.62%
14		11	237	44	4.19	893		849	237	27.92%	993.4	144.4	17.01%
15		12	177	58	4.64	878		820	177	21.59%	821.73	1.73	0.21%
16	2017	1	74	490	3.89	771		281	74	26.33%	287.86	6.86	2.44%
17		2	56	528	4.39	727		199	56	28.14%	245.99	46.99	23.61%
18		3	141	209	4.15	896		687	141	20.52%	584.63	-102.37	-14.90%
19		4	195	173	5.11	1069		896	195	21.76%	996.67	100.67	11.24%
20		5	243	266	4.2	1263		997	243	24.37%	1021.71	24.71	2.48%
21		6	188	427	4.47	1229		802	188	23.44%	840.59	38.59	4.81%
22		7	254	257	4.51	1326		1069	254	23.76%	1144.89	75.89	7.10%
23		8	268	186	4.09	1329		1143	268	23.45%	1095.26	-47.74	-4.18%
24		9	189	204	4.7	1079		875	189	21.60%	887.92	12.92	1.48%
25		10	227	127	4.54	1056		929	227	24.43%	1030.08	101.08	10.88%
26		11	213	120	3.04	948		828	213	25.72%	647.44	-180.56	-21.81%
27		12	118	35	3.38	552		517	118	22.82%	398.52	-118.48	-22.92%
28	Total Result		5195	3824	4.34	###		20981	5195	24.76%	22559.14	1578.14	7.52%

What If I Don't Like Spreadsheets?

No problem... There's also a System Builder on the site and you can use its simple interface to design and test your own systems.

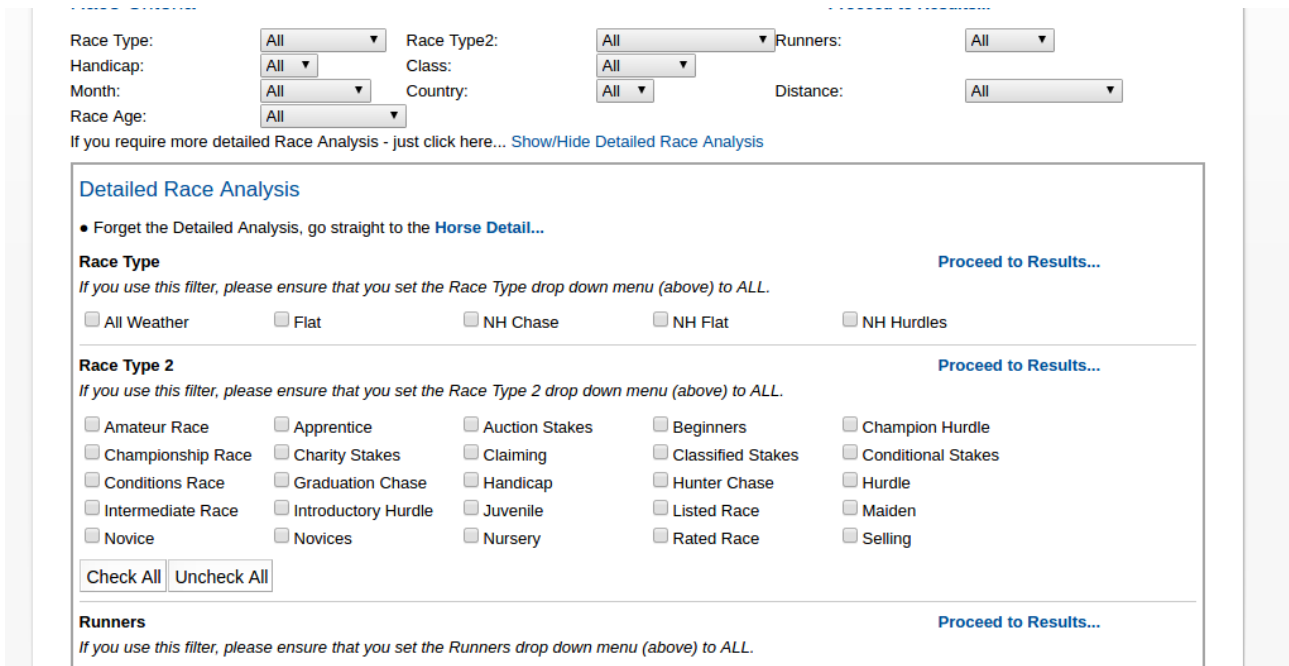
Once you have found a profitable system you can save it and have the selections emailed to you every morning at 6am so that you can get on the early prices.



Simple But Very Powerful...

Whilst the System Builder looks very simple, there's a lot of power under the hood.

You can drill down to give yourself access to more complex queries.




Click On The Button To Go To The Results...

The screenshot below shows the results if you backed every top rated horse in All Weather Amateur races.

This leaves us with **29** actual races.
There are a total of **10** winners from those races.

The **Strike Rate** is... **34.48%**
The **Average SP** is...**6.74**
The overall **ROI** is... **232.4%**
Profit/Loss (to £10 stakes) is... **£384.00**

 Over the last year (since the **2016-12-19**) there have been a total of **22** Advance Ratings rated races that match your d

Races where ADR Status = 1 and where Race Type = All Weather and where the Race is an Amateur Race

From those races there were **9** instances where your selection was a non runner.
This leaves us with **13** actual races.
There are a total of **5** winners from those races.

The **Strike Rate** is... **38.46%**
The **Average SP** is...**9.8**
The overall **ROI** is... **376.91%**
Profit/Loss (to £10 stakes) is... **£360.00**

Refine This Query Try a New Query Save System Report Error

© 2017 [Advance Ratings](http://AdvanceRatings.com). contact@AdvanceRatings.com

5 Free Systems.

On the site there is an eBook showing you 5 Ways to make money from Horse Racing Ratings.

Combined, these 5 Systems return a strike rate of 35% and a POI (profit on investment/stakes) of 35% to ISP.

Not only that, the eBook guides you through the process of creating systems from the results spreadsheet.



Always Helpful.

We've worked with Keith (the creator of Advance Ratings) for 4 years now and know that he has an incredible reputation for customer care.

He is always prepared to help analyse your proposed systems and is happy to write code to run queries on his database for those systems that are too complex for the System Builder or spreadsheet to cope with.

An example might be... *“What are the results if the top rated horse was top rated last time out?”*

That can't be tested on the System Builder but it's a few minutes work for Keith to investigate and send you the results (with a summary) by email.

Always Growing And Developing...

Keith is always willing to work to improve the ratings. He's already suggested that there's no reason why he can't move the ratings to 6.00pm the evening before the race day.

As the ratings are purely form based, forecast prices and going aren't taken into account.

Thus, nothing changes from 6.00pm onwards.

Customer Care Always First

As mentioned, Keith is very passionate about customer care.

That's why he's decided to limit membership to the first 200 members so that he has time to help you design profitable systems.

Although I have to say that it's not too difficult to design profitable systems when the ratings are blindly profitable themselves.

Conclusion

So, to help you decide if this service is for you, I have come up with a few reasons as to why you should be part of this exclusive Advance Ratings club.

Here they are...

- Because Advance Ratings is only focused on form, they sometimes bring in high priced winners. On Friday 15th, in the 3:05pm at Cheltenham the ratings got the first 3 horses (in the right order.) The winner paid 12/1 and the Trifecta paid £328.20.
- On Thursday 14th, from 22 races, there were 3 correctly predicted forecasts. They paid a total of £30.01 to £22 in stakes. This equates to a POI (profit on investment/stakes) of 172.77%,
- Advance Ratings is ideal for Dutchers. On Tuesday 12th, 6 of the 8 races (many meetings were abandoned) were won by a top three rated horse.
- The same goes for Layers. Why lay any of the top three rated horses when it is likely that one of them will win.
- Advance Ratings is blindly profitable to ISP. On Monday 11th December we had a 46.15% strike rate and, to level stakes to ISP, the POI was 16.45%.
- Advance Ratings has a System Builder. This allows you to test and create profitable systems and have any selections emailed to you every day at about 6.00am. Thus, allowing you to get on the early prices.
- You get the first month for half price. You read correctly to test drive this for a whole month you will only pay £13.50!
- The ratings come out at 6.00am every morning. This allows you to get on the early prices. From January 1st 2018 the ratings will be coming out at 6.00 pm the evening before the day of the racing.

- The ratings come with a free eBook containing 5 systems that have, historically, generated a 35% strike rate and a 35% profit on stakes to ISP.
- Advance Ratings is a joy for those of you who like systems. But then, it's not hard to create a profitable system when you are starting out with ratings that are blindly profitable.
- Advance Ratings is the only ratings service that is blindly profitable to level stakes to ISP. No other UK & Irish ratings service can claim that.
- You need a ratings service to help you validate any Tipsters tips that you receive. If that tip isn't a top three rated horse, consider it very carefully. If that tip is top rated on Advance Ratings, think about doubling your stakes. Spend a month paper trading this strategy and see how much it improves your profits.

Need I say any more? Be one of the lucky ones who are part of a very special club; subscribers to the only ratings service that is blindly profitable to level stake to ISP.

[CLICK HERE AND GET INVOLVED TODAY!](#)

Still not sold on this? **Read on because this is a game changer...**

Look At All These High Priced Winners...

Because Advance Ratings only concentrates on form (and doesn't tweak itself to take price into account)...

It brings in plenty of high priced winners.

So far this year, there have been 433 top rated winners that paid 5/1 or more.

Following Are Some of The Better Ones...

	A	B	C	D	E	F	G
1	race_date	race_time	race_course	horse_name	horse_rating	result	Price (ISP)
2	2017-01-07	13:10:00	Lingfield (AW)	Black Caesar	0.64	1	26
3	2017-01-07	15:40:00	Cork	Sumos Novios	1.53	1	11
4	2017-01-08	13:40:00	Fontwell	Amron Kali	1.47	1	12
5	2017-02-22	16:00:00	Punchestown	The Green Lady	0.94	1	11
6	2017-02-24	16:55:00	Exeter	Zero Grand	0.65	1	11
7	2017-02-25	14:45:00	Newcastle	Mysteree	1.35	1	11
8	2017-02-25	15:50:00	Lingfield (AW)	Family Fortunes	0.81	1	26
9	2017-03-03	16:55:00	Newbury	Wishicould	0.74	1	15
10	2017-03-03	19:15:00	Newcastle (AW)	Kinloch Pride	1.49	1	12
11	2017-03-09	14:35:00	Carlisle	Kanturk Bank	0.33	1	11
12	2017-03-11	15:05:00	Gowran Park	Donegal Tuesday	0.51	1	11
13	2017-03-15	13:30:00	Cheltenham	Willoughby Court	0.28	1	15
14	2017-03-15	14:50:00	Cheltenham	Supasundae	1.05	1	17
15	2017-03-17	15:40:00	Wexford	Jefferson Davis	0.51	1	15
16	2017-03-24	14:20:00	Lingfield (AW)	Shifting Star	1.1	1	17
17	2017-03-24	15:05:00	Newbury	Beer Goggles	1.73	1	11
18	2017-04-07	17:45:00	Kempton (AW)	Fleeting Francesca	1.17	1	17
19	2017-04-09	17:30:00	Ffos Las	Espoir De Teillee	0.65	1	11
20	2017-04-10	14:30:00	Windsor	Comrade Conrad	0.84	1	13
21	2017-04-10	19:45:00	Tramore	Fort Montagu	0.48	1	17
22	2017-04-11	14:30:00	Lingfield (AW)	Angel Of Darkness	0.77	1	13
23	2017-04-11	18:45:00	Tipperary	Dasheen	0.37	1	11
24	2017-04-13	15:00:00	Wetherby	Honourable Gent	1.39	1	12
25	2017-04-15	17:00:00	Cork	Aspen Belle	0.46	1	13
26	2017-04-16	14:15:00	Southwell (AW)	Crucial Moment	1.55	1	21
27	2017-04-19	15:00:00	Newmarket	Steel Of Madrid	0.43	1	11
28	2017-04-20	18:10:00	Tipperary	Tandem	4.07	1	21
29	2017-04-21	16:20:00	Ayr	Chitu	0.52	1	17
30	2017-04-21	20:05:00	Kilbeggan	Ben Brody	1.43	1	13
31	2017-04-24	15:45:00	Kempton (AW)	Badenscoth	0.54	1	13
32	2017-04-24	16:45:00	Windsor	Yogis Girl	0.4	1	11

	A	B	C	D	E	F	G
1	race_date	race_time	race_course	horse_name	horse_rating	result	Price (ISP)
32	2017-04-24	16:45:00	Windsor	Yogis Girl	0.4	1	11
33	2017-04-25	18:00:00	Wolverhampton (AW)	Three Colours Red	0.81	1	34
34	2017-04-25	18:30:00	Wolverhampton (AW)	Log Off	1.33	1	15
35	2017-04-30	15:15:00	Thirsk	Kaeso	1.26	1	12
36	2017-05-01	14:30:00	Beverley	Havana Star	0.74	1	11
37	2017-05-02	17:00:00	Yarmouth	Indian Dandy	4.6	1	17
38	2017-05-08	20:30:00	Roscommon	Patricks Park	0.37	1	21
39	2017-05-09	18:15:00	Exeter	Foxy Act	0.89	1	21
40	2017-05-09	20:30:00	Leicester	Pursuing Steed	1.03	1	15
41	2017-05-10	18:45:00	Dundalk (AW)	Coreczka	0.32	1	17
42	2017-05-21	14:10:00	Stratford	Arthington	0.94	1	26
43	2017-05-23	14:40:00	Newcastle (AW)	Table Manners	0.78	1	11
44	2017-05-24	15:40:00	Lingfield	Dovils Date	0.96	1	13
45	2017-05-29	14:45:00	Cartmel	What A Game	0.6	1	11
46	2017-05-29	15:15:00	Leicester	Frank Bridge	0.46	1	17
47	2017-05-29	17:25:00	Chelmsford (AW)	Seneca Chief	0.45	1	13
48	2017-06-09	14:00:00	Wolverhampton (AW)	Iron Lady	0.55	1	11
49	2017-06-11	13:50:00	Nottingham	Abel Handy	3.59	1	17
50	2017-06-14	15:40:00	Yarmouth	Justice Rock	0.55	1	15
51	2017-06-14	19:40:00	Kempton (AW)	Cribbs Causeway	4.98	1	12
52	2017-06-16	19:15:00	Fairyhouse	Nothing To Lose	0.77	1	26
53	2017-06-20	17:10:00	Thirsk	Raselasad	1.19	1	13
54	2017-06-21	18:10:00	Chelmsford (AW)	Capla Tempress	2.54	1	21
55	2017-06-23	14:10:00	Market Rasen	Running In Heels	0.44	1	15
56	2017-06-23	21:00:00	Down Royal	Laoch Liam	1.75	1	13
57	2017-06-24	17:40:00	Gowran Park	Mcgroarty	0.69	1	15
58	2017-06-25	16:10:00	Worcester	Hallings Comet	1.47	1	17
59	2017-06-27	14:30:00	Beverley	Talent Scout	0.58	1	19
60	2017-07-01	17:40:00	Lingfield	Ablaze	0.4	1	21
61	2017-07-06	18:05:00	Bellewstown	Red Sabor	0.35	1	11
62	2017-07-07	17:50:00	Haydock	Punkawallah	0.7	1	11

	A	B	C	D	E	F	G
1	race_date	race_time	race_course	horse_name	horse_rating	result	Price (ISP)
62	2017-07-07	17:50:00	Haydock	Punkawallah	0.7	1	11
63	2017-07-08	17:40:00	Nottingham	Diamonds A Dancin	0.78	1	13
64	2017-07-10	21:15:00	Ripon	Kody Ridge	0.51	1	13
65	2017-07-13	14:45:00	Doncaster	Maid In India	1.27	1	34
66	2017-07-14	20:00:00	Musselburgh	Echo Of Lightning	0.62	1	11
67	2017-07-15	17:10:00	Chester	Kryptos	2.17	1	12
68	2017-07-17	18:50:00	Windsor	Tip Two Win	4.39	1	21
69	2017-07-19	15:00:00	Uttoxeter	Classic Jewel	0.53	1	11
70	2017-07-23	16:20:00	Newton Abbot	Strumble Head	0.88	1	11
71	2017-07-26	15:10:00	Bath	Secret Potion	0.56	1	17
72	2017-07-28	16:35:00	Thirsk	Aimez La Vie	0.67	1	13
73	2017-07-31	19:40:00	Galway	Whiskey Sour	0.48	1	17
74	2017-08-02	13:50:00	Goodwood	Cool Sky	0.3	1	26
75	2017-08-10	16:30:00	Brighton	Impressive Day	1.11	1	13
76	2017-08-10	19:45:00	Sandown	Black Bess	0.83	1	13
77	2017-08-12	14:15:00	Ascot	Great Hall	0.29	1	13
78	2017-08-17	19:50:00	Tramore	Granny Bidy	1.11	1	11
79	2017-08-19	15:35:00	Newbury	Massaat	1.79	1	13
80	2017-08-27	15:55:00	Goodwood	Mr Red Clubs	0.37	1	26
81	2017-08-28	15:25:00	Chepstow	Tiff	0.48	1	15
82	2017-09-02	14:55:00	Navan	Doonard Prince	5.64	1	13
83	2017-09-02	16:25:00	Beverley	Sheepscar Lad	1.03	1	11
84	2017-09-03	15:45:00	Worcester	Mrs Burbidge	1.15	1	13
85	2017-09-07	16:55:00	Clonmel	Like An Open Book	7.83	1	11
86	2017-09-08	14:15:00	Newcastle (AW)	Hallstatt	0.58	1	15
87	2017-09-08	16:45:00	Haydock	Nordic Combined	0.56	1	21
88	2017-09-13	14:05:00	Listowel	All The Mollies	5.21	1	11
89	2017-09-16	14:50:00	Listowel	Granny Bidy	1.17	1	11
90	2017-09-18	17:15:00	Brighton	Bella Alissa	1.03	1	17
91	2017-09-19	13:40:00	Chepstow	Zoraya	0.75	1	21
92	2017-09-19	16:55:00	Chepstow	Master Dancer	1.44	1	15

	A	B	C	D	E	F	G
1	race_date	race_time	race_course	horse_name	horse_rating	result	Price (ISP)
92	2017-09-19	16:55:00	Chepstow	Master Dancer	1.44	1	15
93	2017-09-22	17:15:00	Newton Abbot	Highway One O On	2.11	1	12
94	2017-09-23	16:45:00	Catterick	Mr Sundowner	0.59	1	17
95	2017-09-26	14:50:00	Tipperary	Landline	0.4	1	13
96	2017-09-28	18:45:00	Chelmsford (AW)	Snowy Winter	0.94	1	11
97	2017-09-30	14:40:00	Haydock	Boundsy	0.63	1	11
98	2017-10-01	16:10:00	Musselburgh	Sophie P	0.53	1	12
99	2017-10-03	19:10:00	Kempton (AW)	Isaac Bell	0.79	1	101
100	2017-10-04	13:50:00	Nottingham	All Out	2.37	1	12
101	2017-10-05	14:00:00	Huntingdon	Deauville Dancer	0.65	1	11
102	2017-10-05	16:55:00	Warwick	Milan Of Crystal	1.82	1	11
103	2017-10-07	13:50:00	Ascot	Just Glamorous	0.37	1	34
104	2017-10-10	14:00:00	Catterick	Fortunate Vision	0.84	1	15
105	2017-10-10	20:00:00	Newcastle (AW)	Landing Night	1.13	1	11
106	2017-10-12	20:45:00	Chelmsford (AW)	Raashdy	0.36	1	17
107	2017-10-19	19:15:00	Newcastle (AW)	Cuppacoco	0.56	1	34
108	2017-10-19	20:45:00	Newcastle (AW)	Kroy	0.7	1	11
109	2017-11-02	16:10:00	Sedgefield	Bollin Line	0.96	1	21
110	2017-11-09	13:40:00	Newbury	Willie Boy	1.18	1	11
111	2017-11-16	13:50:00	Clonmel	Folsom Blue	239.01	1	11
112	2017-11-26	14:35:00	Navan	Mala Beach	39.59	1	13
113	2017-12-08	12:50:00	Sandown	Pete The Feat	1.98	1	26
114	2017-12-15	15:05:00	Cheltenham	Bless The Wings	29.15	1	13
2168							
2169							

There have been 8 top rated winners that have paid 10/1 or better in the last 2 months.

You'd have only needed to have had a £3 bet on Issac Bell in the 19:10 at Kempton on the 3rd October to win enough to pay a years subscription!

It paid 379.57 to BSP!

A £1 stake on the 2 high priced winners so far this month would pay a month's subscription and still have enough left over for a take away Pizza.

[CLICK HERE AND GET INVOLVED TODAY!](#)

IMPORTANT - Only 200 places are being made available and the HALF PRICE first month offer maybe removed at anytime so please act fast if you want to be part of this totally unique club!